

Be kind. WORK hard.

ELIZABETH VALE SCHOOL NEWSLETTER

TERM 3 WEEK 3 2020

NEWS FROM MS ANDREENA

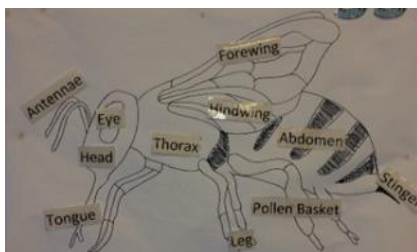


Abishek, Room 19

The children are excited to share what they have learnt about entomology. It is incredible to hear the scientific words they are using. We encourage families to ask their children about the insects (and in some cases arachnid) and praise them for using scientific language

Jesse, Room 16

Spiders have an abdomen and a thorax. They have eight legs. I think it is interesting that they have legs and they can walk like us. (Gunjan, Reception, Room 16)

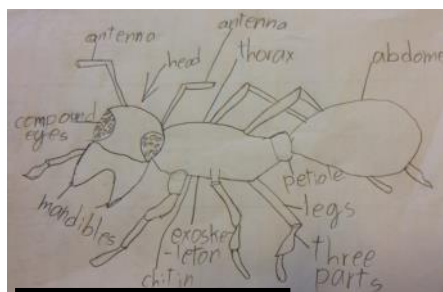


Bees have tongues which I never knew. They have 5 eyes, 2 are compound and 3 are regular eyes. The antennae help them feel in the dark. They collect pollen on their legs and take it back to the hive. They have a stinger too. There are 2 boxes - one for the worker bees and one for the queen bee.

(Connor, Year 1, Room 10)

Ants are insects. An ant has 3 body parts, a thorax, a head and an abdomen. They have an exoskeleton which is a hard shell around their body to protect them. The exoskeleton is made of chitin. They only have 6 legs and 2 antennae. They can feel with their antennae. There are more than 12,000 types of ants in the world.

(Rose, Year 4, Room 6)



Samman, Room 6

INSIDE THIS ISSUE:

NEWS FROM MS ANDREENA 1
DIARY DATES

INTRODUCING PLAYFORD 2
10

NEWS FROM ROOMS 6,7 & 8 3

PLAYGROUP NEWS 4
WELCOME TO THE VALE

Elizabeth Vale School

Rollison Road

Elizabeth Vale

S.A. 5112

Telephone: 82551307

Fax: 82871563

Principal:
Julie Murphy

Deputy Principal:
Brett Eagles

Senior Leader: Early Years :
Jacqui Forjan

Senior Leader: IELC
Melanie Rose

Leader of Learning:
Chris Guy

Co-ordinator:
Positive Education
Dave Pascoe

Community Connections:
Jordon Keipert

Leader of Literacy:
Andreeena Waugh

DIARY DATES

Assemblies: Week 3 - 7th August, Week 6 - 28th August, Week 9 - 18th September

School Closure: Week 6—Monday 24th August

School Photos: Week 9—Tuesday 15th September, Week 9—Thursday 17th September

Our School Values: *Respect—Honesty—Excellence*

INTRODUCING PLAYFORD 10

Playford 10 is a program offered in collaboration with The City of Playford which seeks to link children into ongoing activities.

During Term 3, a number of Elizabeth Vale students are participating in Playford 10 programs.

Room 18 and 19 are creating nurture kits for nurses at Calvary North whilst during week 2, 18 students from Years 3 & 4 started after school choir with Young Adelaide Voices.

In the coming weeks, some students from Room 23 will begin keyboard lessons at school.




Attention....Attention.... Attention....

If you have updated your mobile or home phone number lately, can you please let the ladies in the front office know. This makes it easier for us to contact you if your child/ren are sick and need to go home.



In room 6, 7 and 8 we have been learning about entomology which is the study of insects. We have been watching videos to learn new vocabulary words and got to see some different insects up close!



We were even lucky enough to have a live cricket stop in to say hello. We liked watching him move and naming the different parts of an insect. Afterwards we put him back in the garden.



We have been learning about money in maths. We have been learning about how other countries have currency that is different to ours. We have also learnt about adding different amounts together.

WELCOME TO THE VALE

WELCOME

The staff , students and community members would like to welcome the following students and their families to Elizabeth Vale School.

Angus, Bohdie, William

PLAYGROUP IS BACK AT THE VALE

Playgroup is back from the 21st August!

Please come and join us if you have a child that is 4 years or under (and not attending preschool).

When: **Fridays**
Time: **9:00 - 10:15**
Where: **In the preschool**



Please bring a piece of fruit to share.



Playgroup is a great place to meet other parents and children in our community.

We look forward to seeing you all on the 21/8 for some fun activities!

